

4 WIRE APARTMENT SYSTEM MONITOR

KCV-A374·D374

- 7" Color digital LCD monitor
- Easy to operate using OSD menu and icon button
- 5 Melody Selection
- Communication between Door camera, Guard phone and Lobby phone
- Connection up to 2 Door Cameras and 2 Monitors with Sub-Audio Unit (KDP-602G)
Internal communication between indoor units



COLOR



BLACK

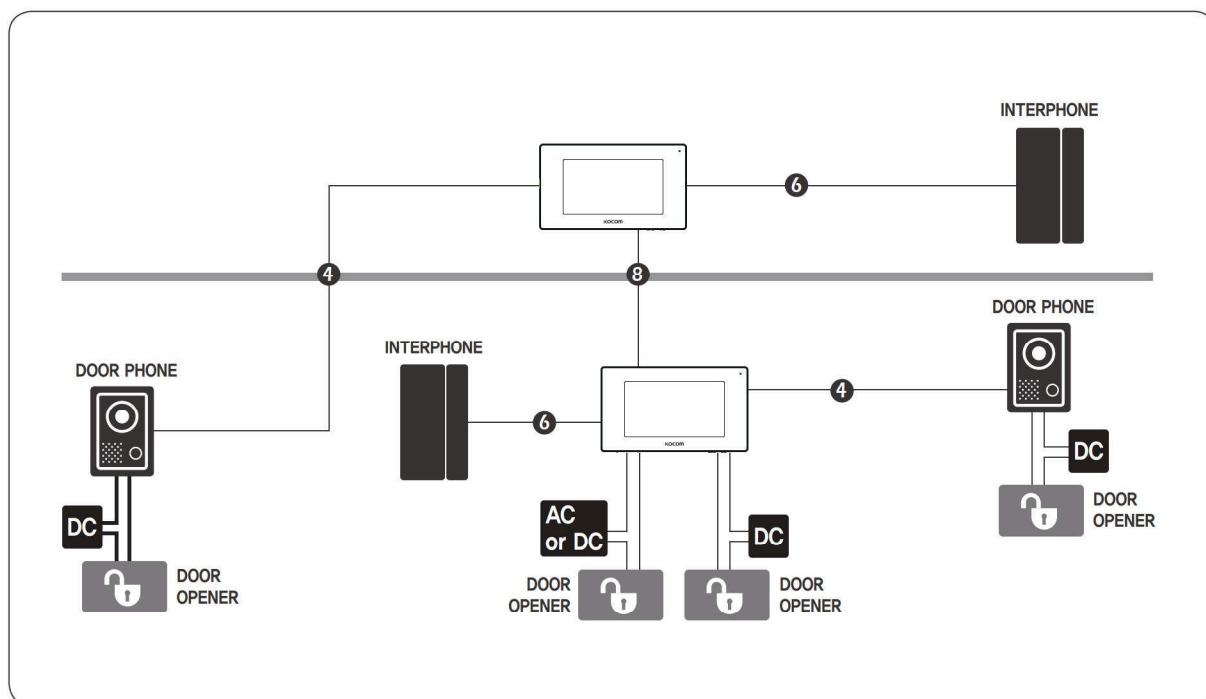


WHITE

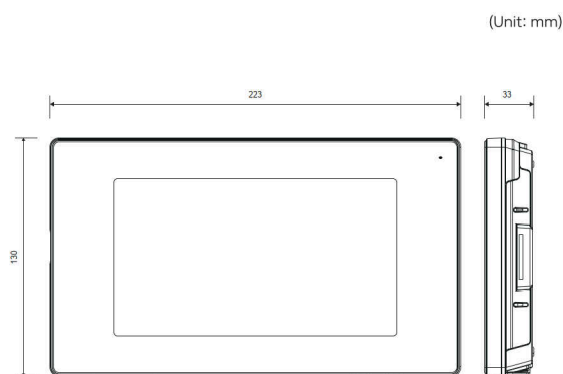
SPECIFICATIONS

Model No.	KCV-A374	KCV-D374
Power Source	AC 100V-AC240V 50/60Hz	DC 15V ±10%
Power Consumption	0.8W(Standby), 13W(Max.)	
LCD	7" Digital LCD	
Communication System	Hands-free Type	
Operating Temperature	0°C ~ +40°C	
Mount Type	Surface mount	
Dimesion	222(W) × 144(H) × 33(D)mm	

WIRING DIAGRAM



PRODUCT DIMENSION



CONNECTABLE PRODUCT



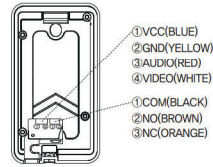
DOOR CAMERA
KC-S81M NEW




SPECIFICATIONS

Power	DC 11V±1V(power from monitor)
Power Consumption	Max. 3W
Wiring	4 Wire
Body Material	Metal
Mount Type	Surface mount
Camera Angle	100 ° (Angle Abjustable)
Min. Illumination	0.1 lux(LED ON)
Dimesion	70(W) x 125(H) x 21(D)mm

WIRING



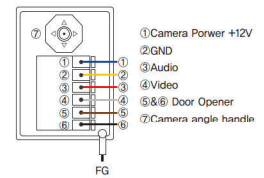
DOOR CAMERA
KC-94 NEW



SPECIFICATIONS

Power	DC 12V±1V(power from monitor)
Power Consumption	Max. 2,5W
Wiring	4 Wire
Body Material	Plastic
Mount Type	Flush mount
Camera Angle	100 ° (Angle Abjustable)
Min. Illumination	0.1 lux(LED ON)
Dimesion	89(W) x 131(H) x 13(D)mm

WIRING



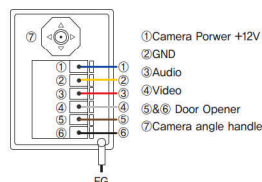
DOOR CAMERA
KC-MC30



SPECIFICATIONS

Power	DC 12V±1V(power from monitor)
Power Consumption	Max. 2,5W
Wiring	4 Wire
Body Material	Metal
Mount Type	Surface mount
Camera Angle	100 ° (Angle Abjustable)
Min. Illumination	0.1 lux(LED ON)
Dimesion	110(W) x 158(H) x 39(D)mm

WIRING



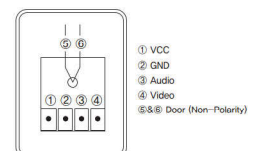
DOOR CAMERA
KC-C60



SPECIFICATIONS

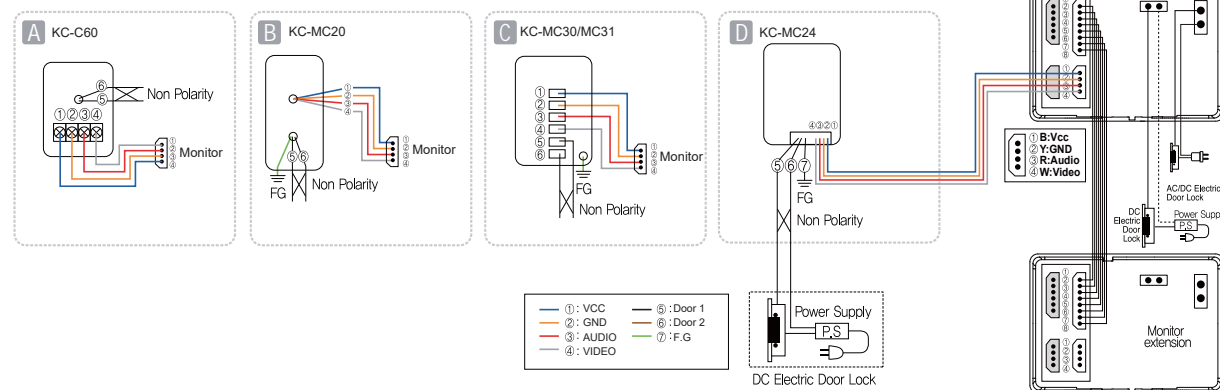
Power	DC 12V±1V(power from monitor)
Power Consumption	Max. 2,5W
Wiring	4 Wire
Body Material	Plastic
Mount Type	Surface mount
Camera Angle	100 ° (Fixed)
Min. Illumination	0.1 lux(LED ON)
Dimesion	95(W) x 12(H) x 34(D)mm

WIRING

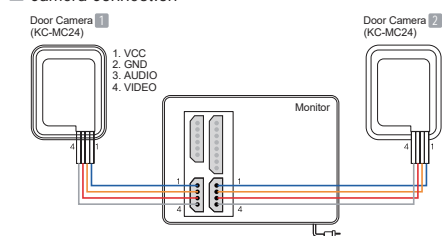


+ 4 Wire system wiring Diagram KCV-A374 / D374

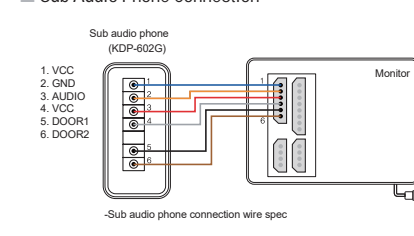
■ Camera Connection



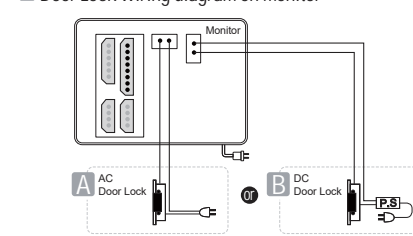
■ Camera Connection



■ Sub Audio Phone Connection

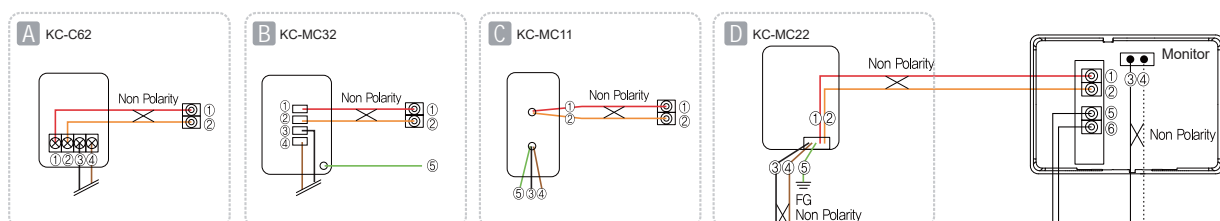


■ Door Lock wiring diagram on monitor

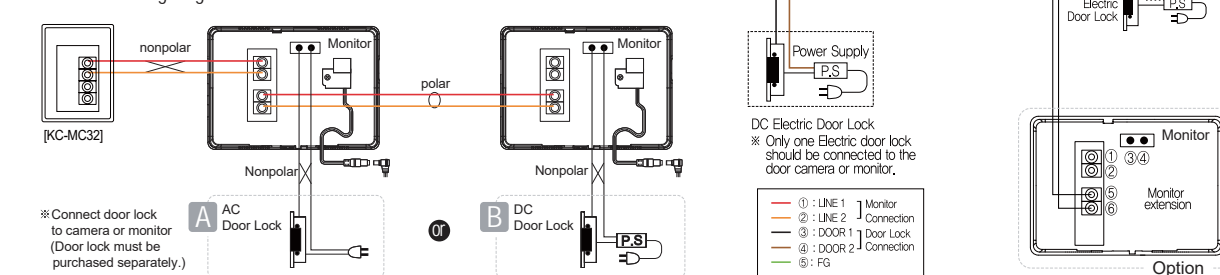


+ 2 Wire system wiring Diagram KCV-A372 / KCV-D372

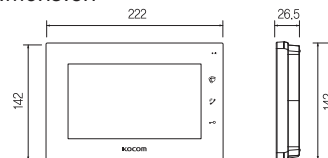
■ Camera Connection



■ Door Lock wiring diagram on monitor



■ Dimension



■ Specifications

Model	KCV-D372	KCV-A372	KCV-A374	KCV-D374
Power	DC12V±3V	AC 100V-AC240V 50/60Hz		DC 15V ±10%
Power Consumption	Max : 0.9W / Stand by : 13W	Stand by 0.8W (±20%), Max 13W (±20%)		
LCD	17.8cm (7") Color Digital LCD (NTSC / PAR Auto switching)			
Mount Type	Surface Mount			
Wiring	Camera : 2 wires (Non polarity) Extension monitor : 2 wires (polarity)	Camera : 4 wires (polarity) Wiring Sub audio phone : 6 wire (polarity) Extension monitor : 8 wires (polarity)		
Max. Wiring distance	TIV 1.0mm Cable : 150m (Max), CAT.5E Cable : 100m (MAX)			
Communication system	Handsfree type			
Ambient temperature	0°C~40°C			
Dimension (mm)	222(W) x 144(H) x 26.5(D)		222(W) x 144(H) x 26.5(D)	

■ Door Camera Connection



New



Slim Design

Digital Color TFT LCD

Easy & Simple installation

White

2&4 Wire
KCV-A372 / D372 / A374 / D374



Handsfree Videophone

- Clear image and high resolution 7inch Color digital LCD
- Compact & Slim Design
- Easy & Simple installation
- -2 Wire non-polarity (KCV-A372) (KCV-D372)
- -4 Wire polarity (KCV-A374) (KCV-D374)
- Connection up to 2 Door Cameras and
- 2 Monitors with Sub-Audio Unit (KDP-602G) (KCV-A374) (KCV-D374)
- Combination & Intercom function of indoor (KCV-A374) (KCV-D374)
- Automatic connection check between monitor and camera
- Call & Communication with visitor & Door open function
- Door opener Connectable from Either Monitor or Camera

Kocom's Stylish and High Quality Videophone Upgrades Your Home

Perfect Item for Your Security & Home Decoration, Easy to Install Everywhere like Single house, Multi Apartment, Condominium & Villa.



White



General Screen



KCV-372 Screen



Bright and Clear Image

Thanks to Kocom's LED technology, brightness and image quality are improved more than 50%.



OSD & Touch-Key Application

Convenient and easy to operate using OSD & Touch-key.



Simple & Slim Design

Simple and Slim design makes your interior elegant.



Installation is possible in any place.

House / Apartment / Office in any place where you need security.


2 wire & 4 wire Easy Installation

Anyone can install only with 2 wires non-polarity easily.



Long Distance Connection

Adapting high technology & Knowhow, it can be used at the distance of 100m using UTP or CAT5 cable. (TIV 1.0mm : Over 150m) Coaxial cable is no longer necessary. (Saving cable cost)

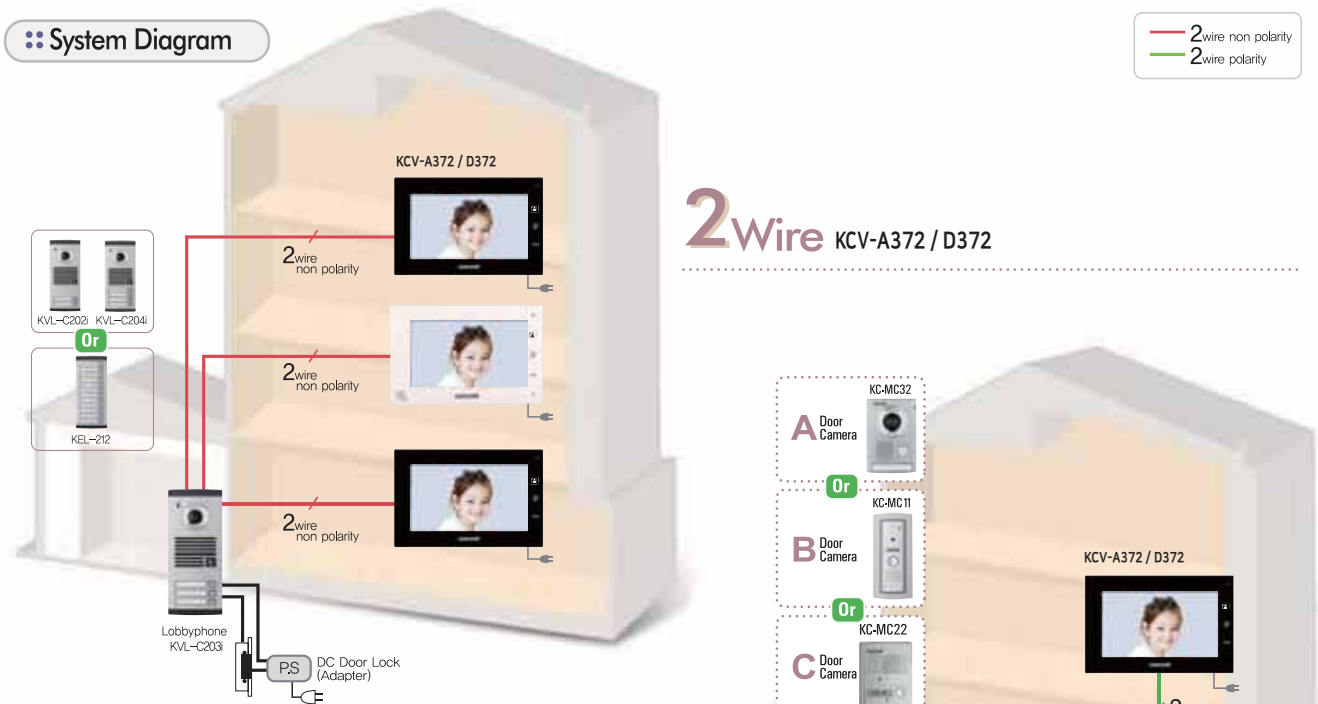


OSD in Operating Condition

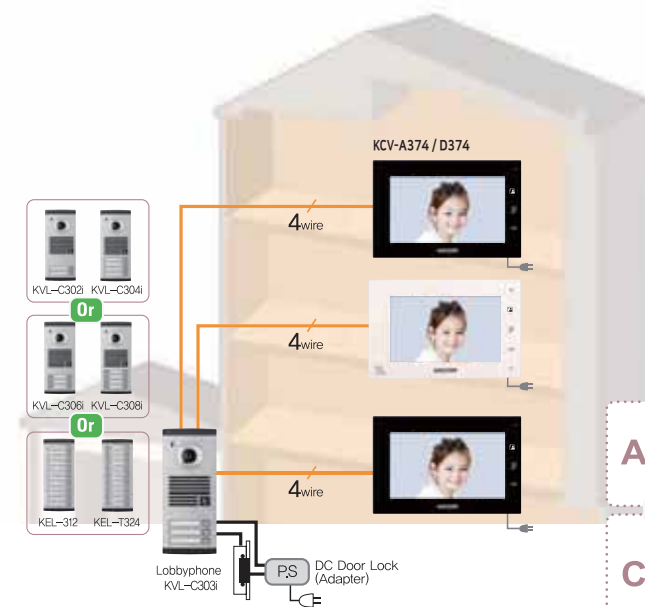
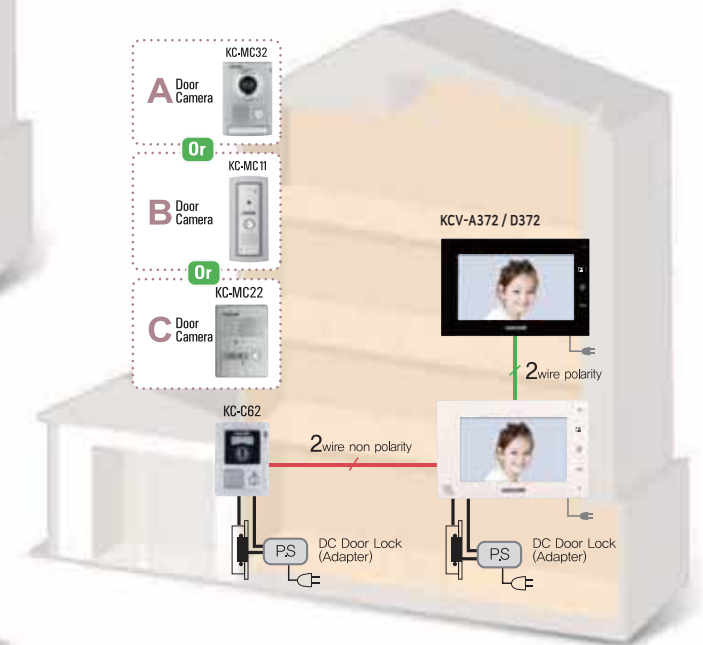
Thanks to applied OSD function, the operating condition like **CAM1 Call, CAM2 Call, CAM1 Talk, CAM2 Talk, CAM1 View, CAM2 View, SUB Call, SUB Talk, Door open, LCD Color brightness** are visible on screen.

	CAM 1, CAM 2, SUB Call	Calling status
	CAM 1, CAM 2 View	Monitoring status
	CAM 1, CAM 2, SUB Talk	Talking status
	Open	Door open in calling status
	Open	Door open in monitoring status
	Open	Door open in talking status
	Bright : 7	Brightness control

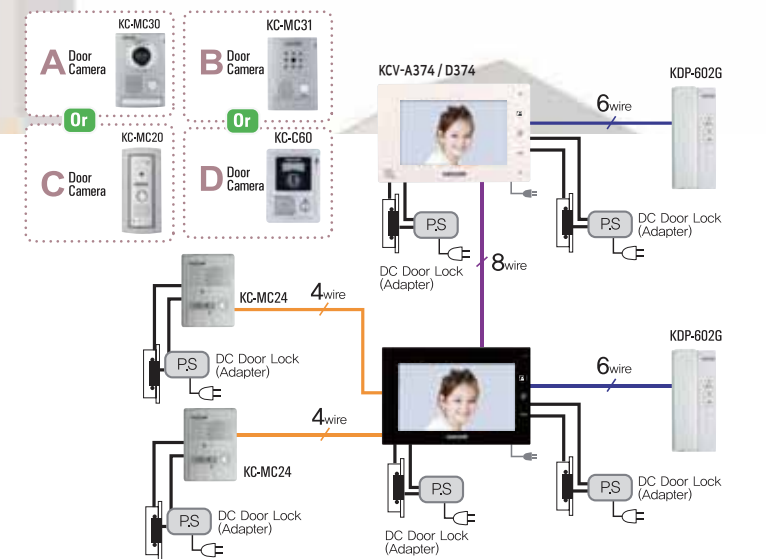
System Diagram



2Wire KCV-A372 / D372



4Wire KCV-A374 / D374



Option

